



SAHRDAYA

COLLEGE OF ENGINEERING & TECHNOLOGY

NAAC Accredited College

Approved by AICTE & affiliated to APJ Abdul Kalam Technological University, Accredited by Institution of Engineers (India), ISO 9001:2015 Certified

A CENTRE OF EXCELLENCE IN SCIENCE & TECHNOLOGY MANAGED BY IRINJALAKUDA DIOCESAN EDUCATIONAL TRUST

Kodakara, P.B.No.17, Thrissur (Dt), Kerala State, India - 680684

Ph. 0480-2726630, 2759275, Fax: 0480-2726634, info@sahrdaya.ac.in, info.sahrdaya@gmail.com; www.sahrdaya.ac.in

B.TECH PROGRAMMES IN COMPUTER SCIENCE & ENGINEERING*, CIVIL ENGINEERING*, BIOMEDICAL ENGINEERING*,

BIOTECHNOLOGY*, ELECTRONICS & COMMUNICATION ENGINEERING, ELECTRICAL & ELECTRONICS ENGINEERING

M. TECH PROGRAMMES IN COMPUTER SCIENCE & ENGINEERING, EMBEDDED SYSTEM, INDUSTRIAL BIOTECHNOLOGY

PHD. PROGRAMMES IN COMPUTER SCIENCE & ENGINEERING, ELECTRONICS & COMMUNICATION ENGINEERING, BIOTECHNOLOGY



WE PROMOTE CHARACTER, THE REST FOLLOWS

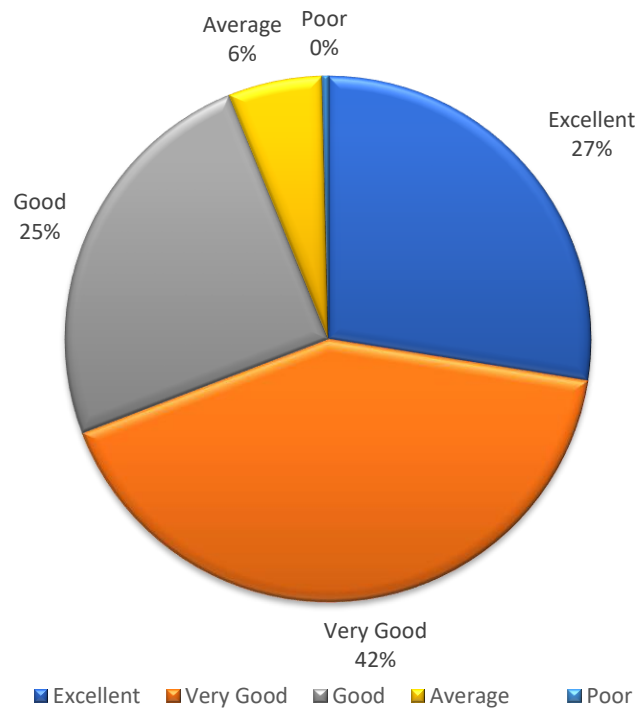
Action Taken Report 22-23

Since we have not received any suggestions for improvement and Overall feedback of each sections is above 3 out of 5, No specific action has been identified. Hence, we are continuing with the existing practices.

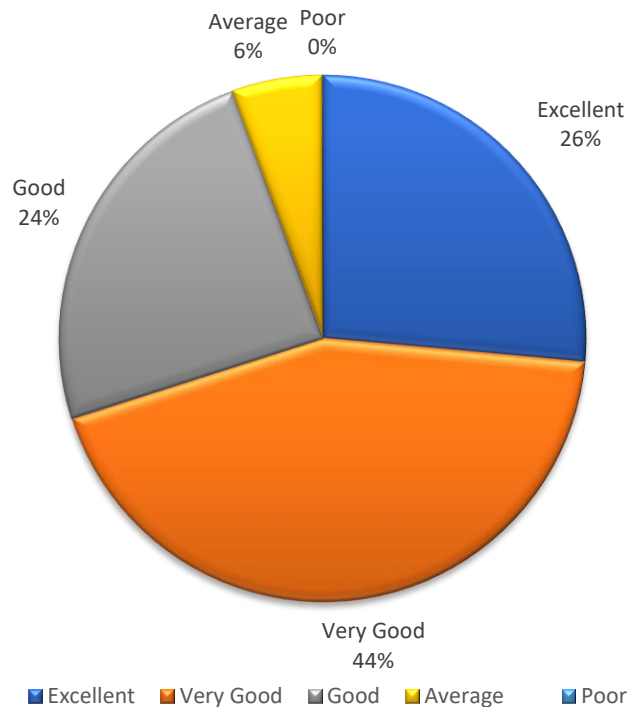
Principal

Parents Feedback Analysis 2022 – 2023

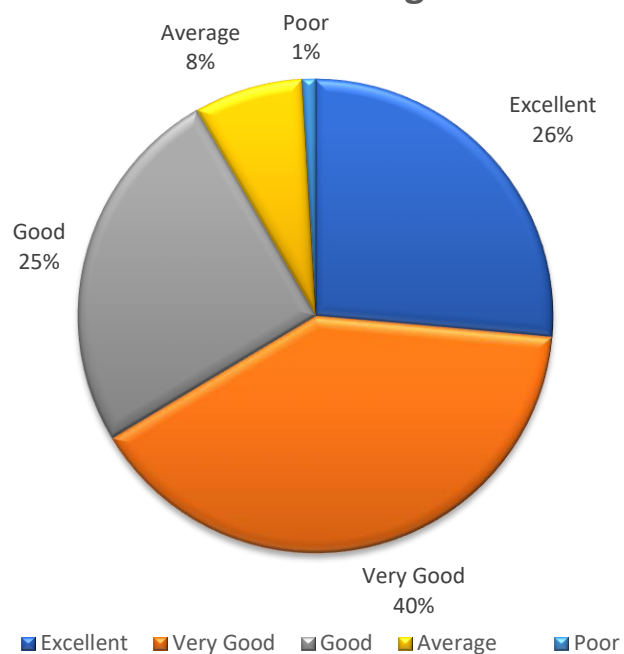
1.System of Monitoring Student's Progress



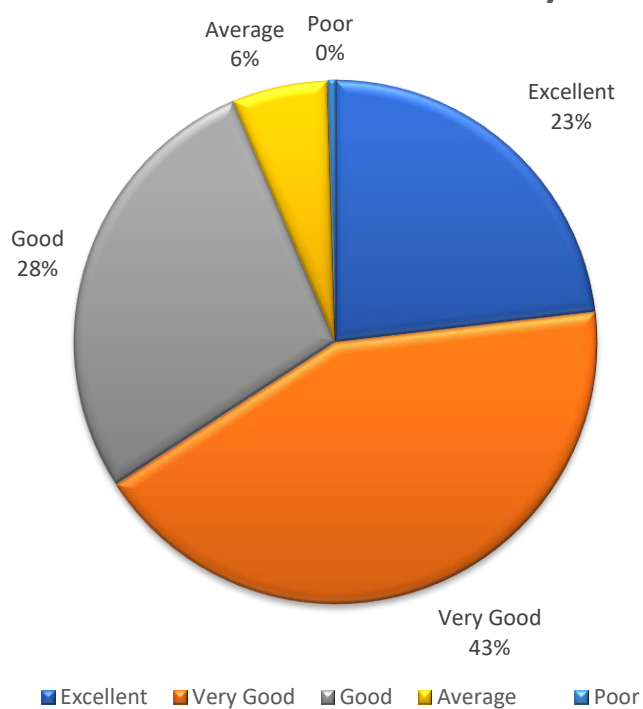
2.Competence & Commitment of Faculty



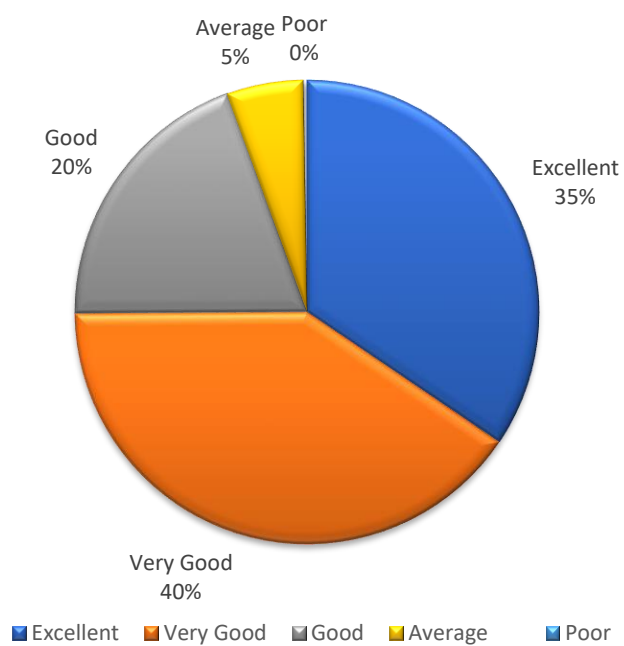
3.Encouragement provided to students for Participation in Academic Programs



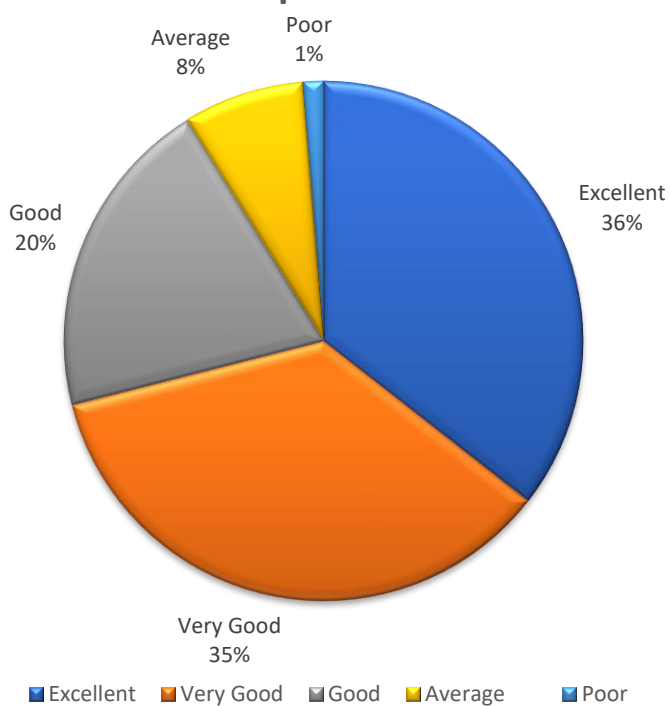
4.Promotion of Self Study



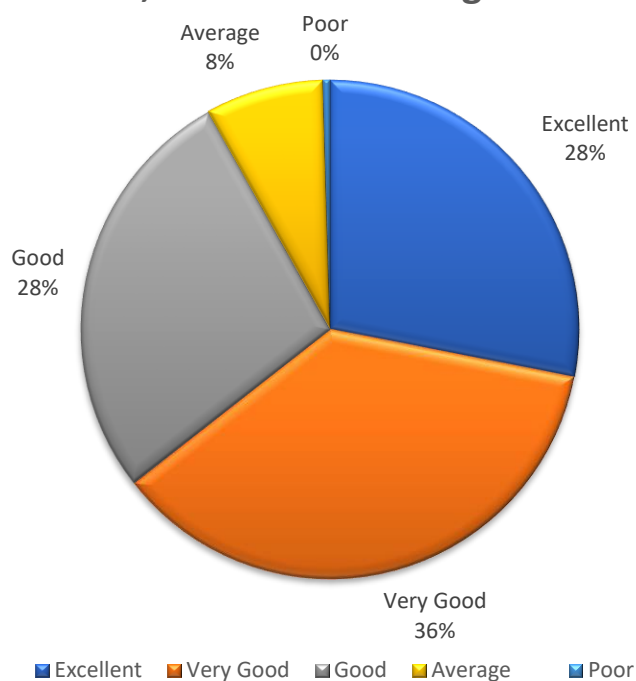
5.Infrastructure Facilities



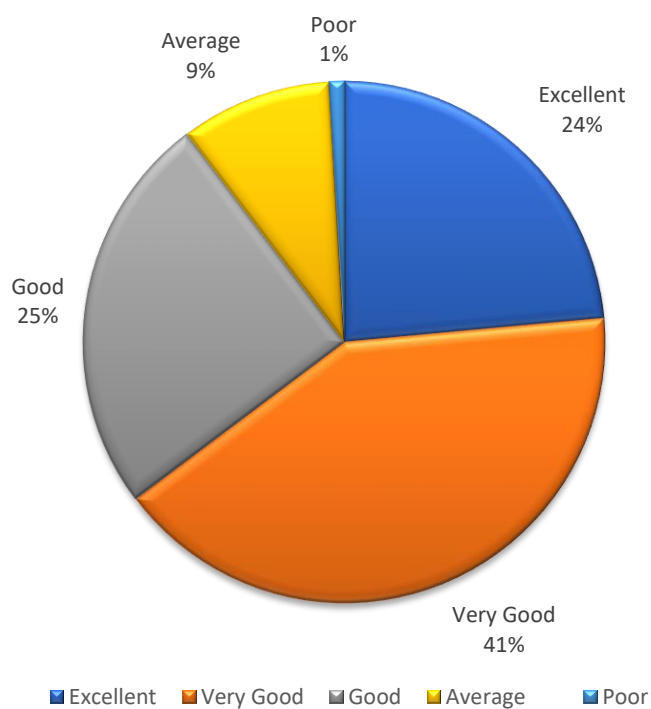
6.Learning Resources such as Library,Internet, Computer etc.



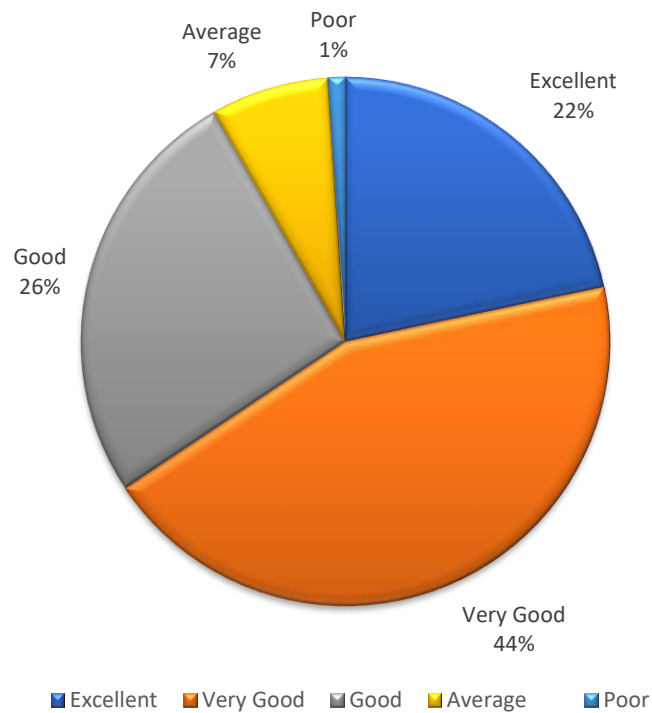
7.Support Services like Bank, Canteen,Student Center, Career Counseling Cell etc.



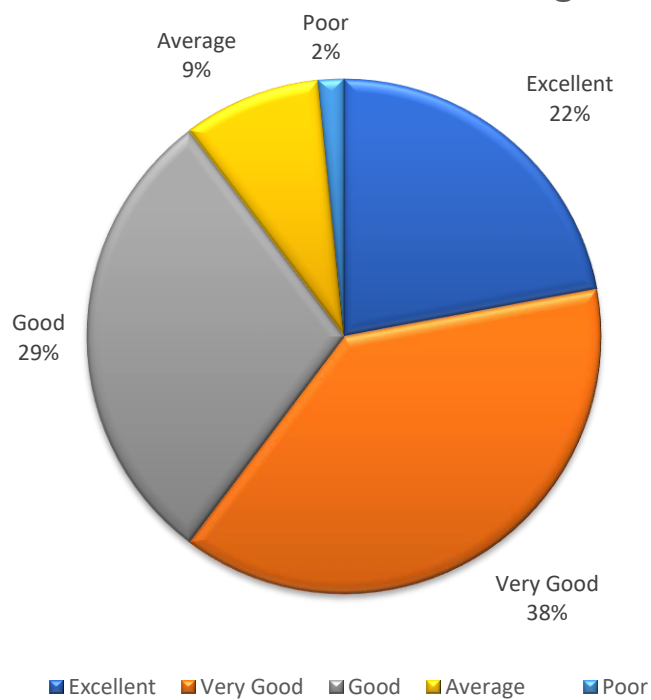
8.Enhancement of Student's Personality



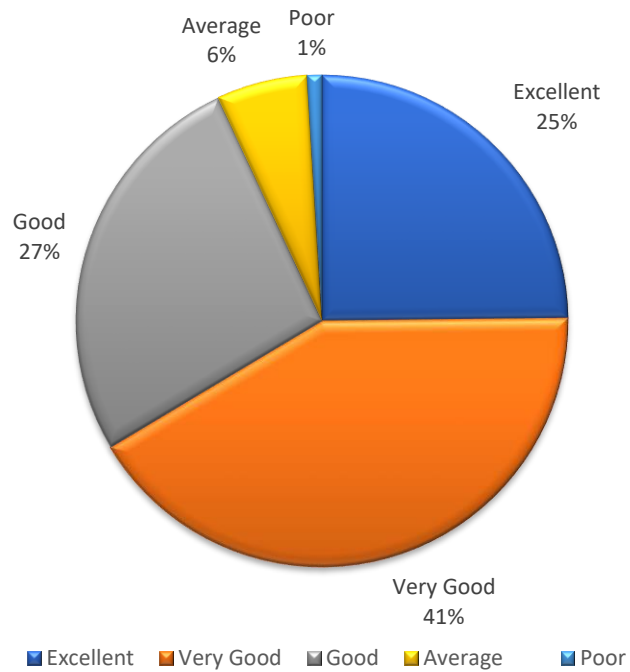
9.Provision of career oriented programmes



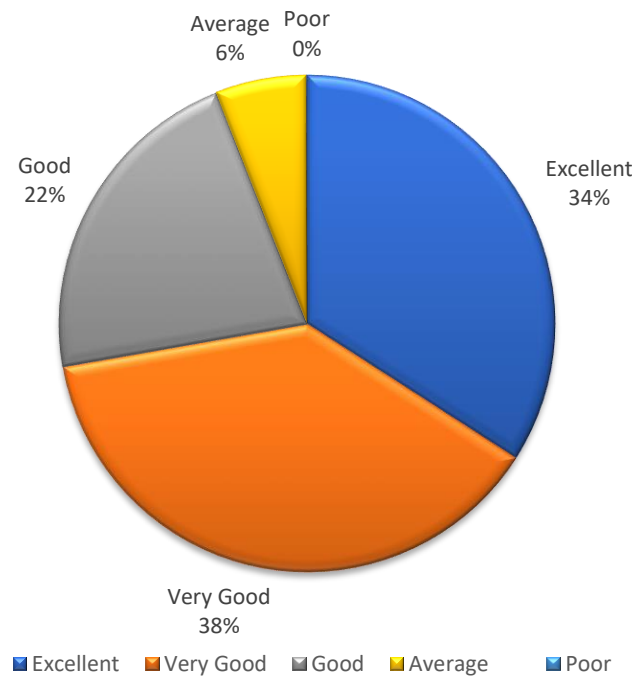
10.Trainings provided to groom them to Professional(Internship, Industrial Visits, Spoken English,Add on Courses, Soft Skills Programmes etc.)



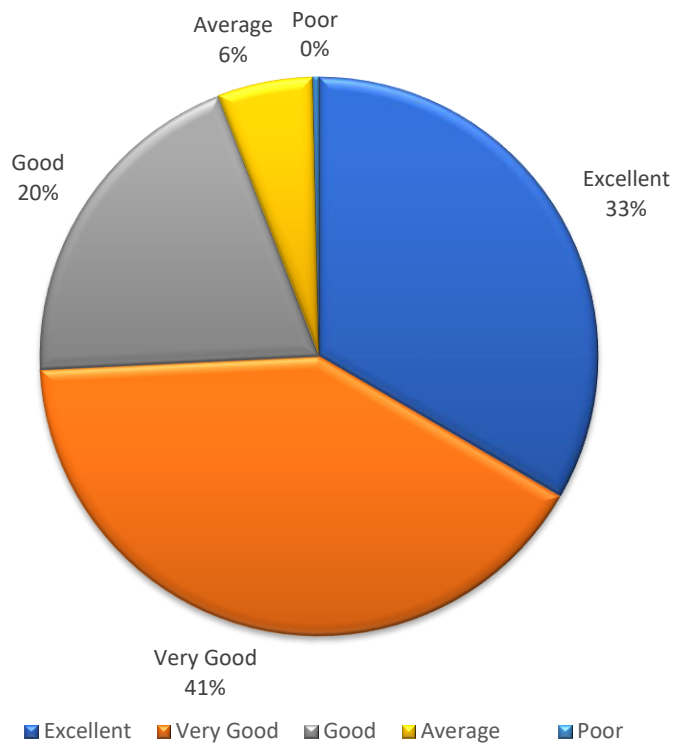
11.Value Based Education



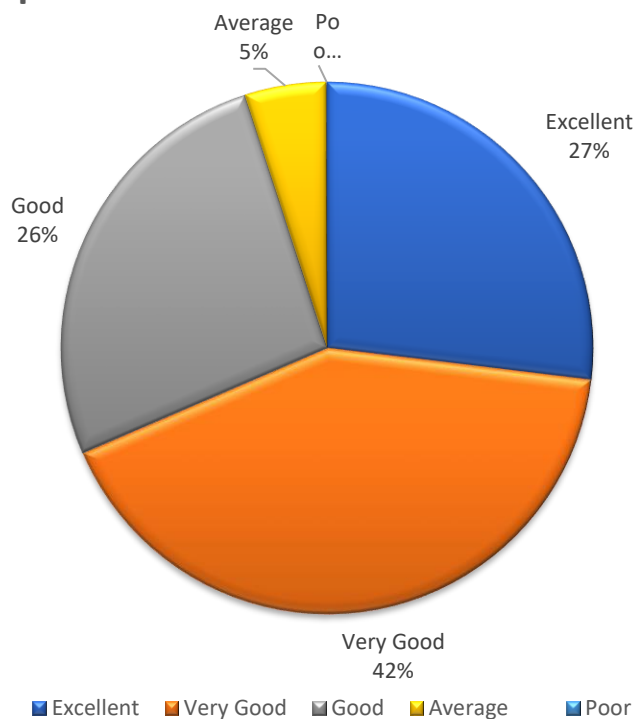
12.Discipline Practices



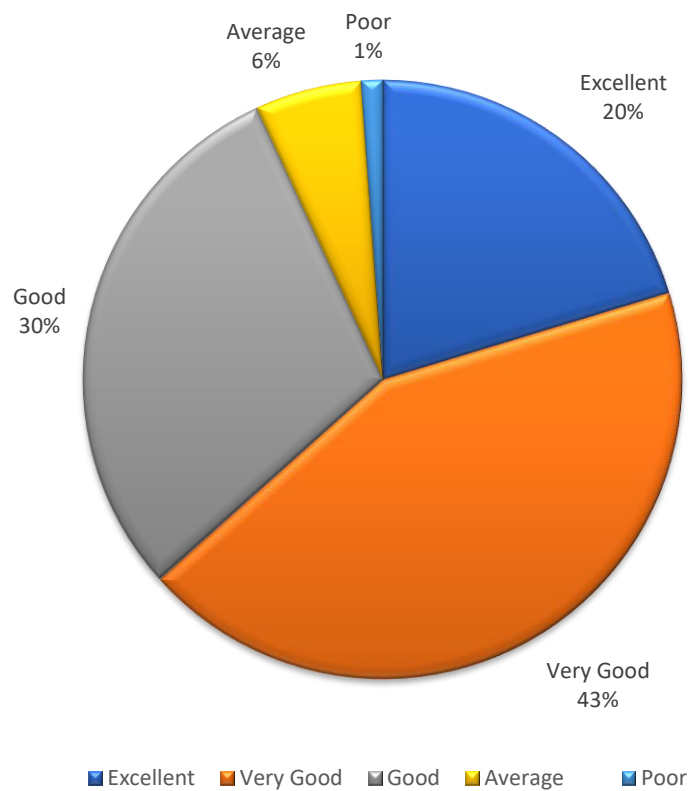
13. Parental Pride & Respect for the College



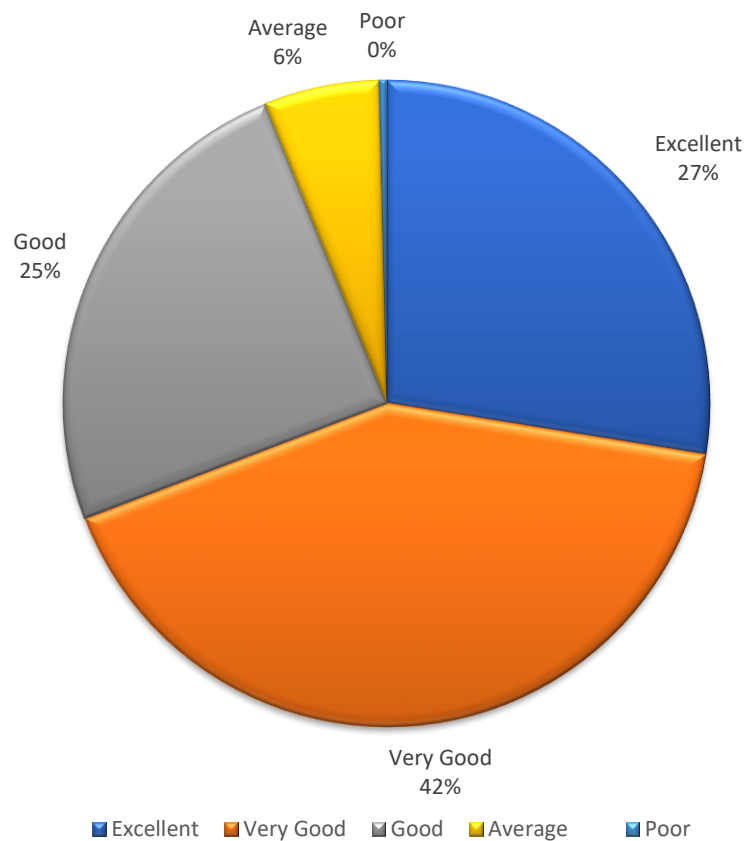
14. Response & Communication with the College



15.Overall Development of your ward



16.System of Monitoring Student's Progress



| Departments | ASH | | | | | BM | | | | | BT | | | | | CE | | | | |
|---|-----------|-----------|------|---------|------|-----------|-----------|------|---------|------|-----------|-----------|------|---------|------|-----------|-----------|------|---------|------|
| Questions | Excellent | Very Good | Good | Average | Poor | Excellent | Very Good | Good | Average | Poor | Excellent | Very Good | Good | Average | Poor | Excellent | Very Good | Good | Average | Poor |
| The Teaching-Learning Environment | 38% | 45% | 16% | 1% | 0% | 27% | 38% | 28% | 7% | 0% | 10% | 18% | 8% | 0% | 0% | 10% | 31% | 29% | 31% | 0% |
| System of Monitoring Student's Progress | 37% | 44% | 18% | 1% | 0% | 24% | 38% | 33% | 3% | 2% | 8% | 20% | 8% | 0% | 0% | 7% | 40% | 24% | 29% | 0% |
| Competence & Commitment of Faculty | 35% | 50% | 15% | 1% | 0% | 24% | 33% | 36% | 7% | 0% | 11% | 19% | 5% | 1% | 0% | 7% | 36% | 33% | 24% | 0% |
| Encouragement provided to students for Participation in Academic Programs | 36% | 41% | 20% | 3% | 1% | 21% | 35% | 33% | 9% | 2% | 6% | 15% | 13% | 2% | 0% | 19% | 26% | 26% | 24% | 0% |
| Promotion of Self Study | 32% | 46% | 20% | 1% | 0% | 21% | 31% | 41% | 7% | 0% | 6% | 25% | 5% | 0% | 0% | 17% | 29% | 26% | 26% | 0% |
| Infrastructure Facilities | 44% | 40% | 15% | 1% | 0% | 35% | 36% | 28% | 1% | 0% | 12% | 17% | 7% | 0% | 0% | 10% | 29% | 31% | 29% | 0% |
| Learning Resources such as Library,Internet, Computer etc. | 51% | 34% | 14% | 1% | 1% | 26% | 39% | 27% | 7% | 1% | 10% | 20% | 6% | 0% | 0% | 7% | 26% | 31% | 33% | 0% |
| Support Services like Bank, Canteen,Student Center, Career Counseling Cell etc. | 34% | 41% | 23% | 2% | 0% | 27% | 38% | 29% | 6% | 0% | 6% | 14% | 14% | 1% | 1% | 10% | 31% | 33% | 24% | 0% |
| Enhancement of Student's Personality | 31% | 44% | 22% | 2% | 1% | 21% | 33% | 28% | 16% | 2% | 6% | 19% | 10% | 1% | 0% | 17% | 26% | 31% | 24% | 0% |
| Provision of career oriented programmes | 31% | 46% | 18% | 3% | 1% | 22% | 36% | 31% | 7% | 4% | 4% | 18% | 13% | 1% | 0% | 10% | 31% | 31% | 21% | 0% |
| Trainings provided to groom them to Professional(Internship, Industrial Visits, Spoken English,Add on Courses, Soft Skills Programmes etc.) | 30% | 41% | 26% | 2% | 1% | 19% | 33% | 36% | 9% | 3% | 6% | 16% | 12% | 1% | 1% | 24% | 31% | 19% | 21% | 0% |
| Value Based Education | 34% | 43% | 22% | 1% | 1% | 26% | 33% | 34% | 7% | 0% | 4% | 22% | 9% | 1% | 0% | 19% | 36% | 21% | 21% | 0% |
| Discipline Practices | 49% | 36% | 15% | 0% | 0% | 26% | 36% | 33% | 5% | 0% | 12% | 18% | 5% | 1% | 0% | 14% | 24% | 31% | 29% | 0% |
| Parental Pride & Respect for the College | 45% | 41% | 14% | 0% | 0% | 24% | 40% | 29% | 5% | 2% | 12% | 15% | 8% | 1% | 0% | 14% | 36% | 21% | 24% | 0% |
| Response & Communication with the College | 38% | 43% | 17% | 1% | 0% | 24% | 35% | 35% | 6% | 0% | 4% | 19% | 13% | 0% | 0% | 17% | 29% | 31% | 21% | 0% |
| Overall Development of your ward | 26% | 48% | 23% | 2% | 1% | 21% | 36% | 40% | 3% | 0% | 3% | 21% | 12% | 0% | 0% | 14% | 26% | 33% | 26% | 0% |

| Departments | CSE | | | | | EC | | | | | EE | | | | | Total | | | | |
|---|-----------|-----------|------|---------|------|-----------|-----------|------|---------|------|-----------|-----------|------|---------|------|-----------|-----------|------|---------|------|
| Questions | Excellent | Very Good | Good | Average | Poor | Excellent | Very Good | Good | Average | Poor | Excellent | Very Good | Good | Average | Poor | Excellent | Very Good | Good | Average | Poor |
| The Teaching-Learning Environment | 32% | 44% | 17% | 0% | 0% | 5% | 50% | 30% | 15% | 0% | 10% | 31% | 29% | 31% | 0% | 34% | 37% | 18% | 6% | 0% |
| System of Monitoring Student's Progress | 38% | 40% | 21% | 1% | 0% | 5% | 35% | 45% | 15% | 0% | 7% | 40% | 24% | 29% | 0% | 24% | 36% | 21% | 5% | 0% |
| Competence & Commitment of Faculty | 31% | 44% | 23% | 1% | 0% | 10% | 40% | 40% | 10% | 0% | 7% | 36% | 33% | 24% | 0% | 23% | 37% | 21% | 5% | 0% |
| Encouragement provided to students for Participation in Academic Programs | 30% | 47% | 23% | 2% | 1% | 10% | 45% | 30% | 15% | 0% | 19% | 26% | 26% | 24% | 0% | 23% | 34% | 22% | 6% | 1% |
| Promotion of Self Study | 21% | 42% | 30% | 5% | 2% | 10% | 45% | 40% | 5% | 0% | 17% | 29% | 26% | 26% | 0% | 20% | 36% | 24% | 5% | 0% |
| Infrastructure Facilities | 38% | 48% | 12% | 0% | 1% | 20% | 40% | 25% | 15% | 0% | 10% | 29% | 31% | 29% | 0% | 29% | 35% | 17% | 5% | 0% |
| Learning Resources such as Library,Internet, Computer etc. | 42% | 40% | 14% | 4% | 1% | 20% | 25% | 35% | 15% | 5% | 7% | 26% | 31% | 33% | 0% | 31% | 31% | 17% | 6% | 1% |
| Support Services like Bank, Canteen,Student Center, Career Counseling Cell etc. | 28% | 37% | 28% | 5% | 1% | 35% | 20% | 25% | 20% | 0% | 10% | 31% | 33% | 24% | 0% | 24% | 31% | 23% | 7% | 0% |
| Enhancement of Student's Personality | 22% | 46% | 23% | 6% | 1% | 15% | 40% | 25% | 20% | 0% | 17% | 26% | 31% | 24% | 0% | 20% | 35% | 21% | 8% | 1% |
| Provision of career oriented programmes | 25% | 48% | 22% | 4% | 0% | 0% | 45% | 40% | 15% | 0% | 10% | 31% | 31% | 21% | 0% | 18% | 37% | 22% | 6% | 1% |
| Trainings provided to groom them to Professional(Internship, Industrial Visits, Spoken English,Add on Courses, Soft Skills Programmes etc.) | 22% | 37% | 31% | 9% | 0% | 0% | 40% | 35% | 20% | 5% | 24% | 31% | 19% | 21% | 0% | 19% | 33% | 25% | 7% | 1% |
| Value Based Education | 26% | 46% | 26% | 2% | 0% | 5% | 35% | 40% | 15% | 5% | 19% | 36% | 21% | 21% | 0% | 21% | 36% | 23% | 5% | 1% |
| Discipline Practices | 37% | 46% | 16% | 1% | 0% | 10% | 40% | 35% | 15% | 0% | 14% | 24% | 31% | 29% | 0% | 29% | 33% | 19% | 5% | 0% |
| Parental Pride & Respect for the College | 36% | 43% | 16% | 4% | 0% | 20% | 40% | 30% | 10% | 0% | 14% | 36% | 21% | 24% | 0% | 28% | 35% | 17% | 5% | 0% |
| Response & Communication with the College | 31% | 42% | 26% | 1% | 0% | 5% | 50% | 35% | 10% | 0% | 17% | 29% | 31% | 21% | 0% | 23% | 35% | 23% | 4% | 0% |
| Overall Development of your ward | 25% | 48% | 23% | 3% | 1% | 5% | 35% | 45% | 10% | 5% | 14% | 26% | 33% | 26% | 0% | 17% | 37% | 25% | 5% | 1% |